

Features

- high power handling
- low mainline loss
- good return loss

Applications

- military mobile

50Ω 20 dB Coupling 1.5 to 60 MHz 15 Watt

Electrical Specifications at 25°C					
Parameter	Condition (MHz)	Min.	Typ.	Max.	Unit
Frequency Range		1.5		60	MHz
Mainline Loss	1.5-60	-	0.1	0.4	dB
Nominal Coupling	1.5-60	-	20±0.5	-	dB
Coupling Flatness (±)	1.5-60	-	±0.3	-	dB
Directivity	1.5-60	20	35	-	dB
Return Loss	1.5-60	-	32	-	dB
Input Power	1.5-60	-	-	15	W

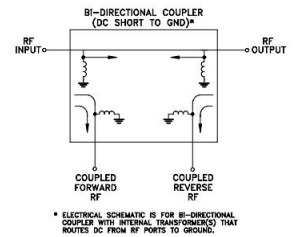
Maximum Ratings

*Operating Temperature, Case -40°C to 65°C

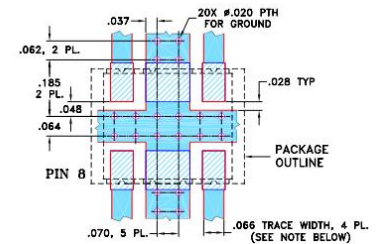
Storage Temperature -55°C to 100°C

* Case temperature is defined as temperature on ground leads.
Permanent damage may occur if any of these limits are exceeded.

Electrical Schematic



Suggested PCB Layout

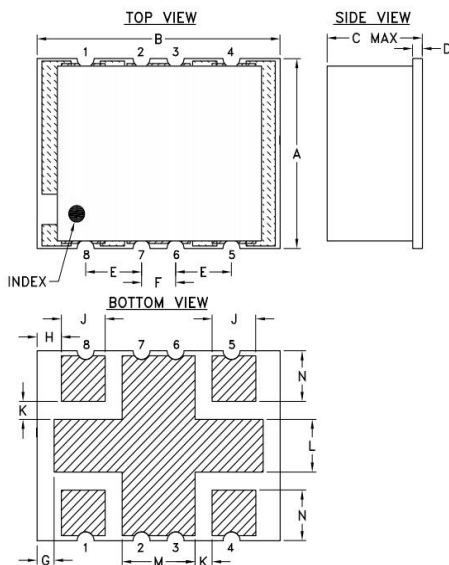


NOTES:

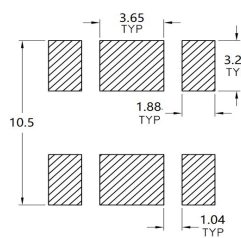
1. TRACE WIDTH IS SHOWN FOR ROGERS RO4350B WITH DIELECTRIC THICKNESS .030" ± .002", COPPER: 1/2 OZ. EACH SIDE. FOR OTHER MATERIALS TRACE WIDTH MAY NEED TO BE MODIFIED.
2. BOTTOM SIDE OF THE PCB IS CONTINUOUS GROUND PLANE.

- DENOTES PCB COPPER LAYOUT WITH SMOBC (SOLDER MASK OVER BARE COPPER)
- DENOTES COPPER LAND PATTERN FREE OF SOLDER MASK

Outline Drawing



PCB Land Pattern



Suggested L ayout, Tolerance to be within ±0.5mm

Outline Dimensions: Unit (mm)			
A	9.65	H	1.27
B	12.70	N	2.41
C	7.00	M	3.56
D	1.00	J	2.29
E	2.92	K	1.02
F	1.78	L	2.67
G	0.89	WT	0.8g

Pan Connections	
Input	8
Output	1
Forward	5
Reverse	4
Ground	2,3,6,7

Typical Performance Data (TEST CONDITIONS: INPUT POWER = 0dBm @Temperature = +25°C)									
Freq.(MHz)	Mainline Loss (dB)	Coupling (dB)		Directivity (dB)		Return Loss (dB)			
		In-Cpl Fwd	Out-Cpl Rev	Out-Cpl Fwd	In-Cpl Rev	In	Out	Cpl Fwd	Cpl Rev
1.5	0.08	20.06	19.94	43.29	46.09	37.74	38.71	36.46	38.64
2.0	0.09	20.07	19.94	45.39	49.18	39.02	40.51	37.41	40.45
4.0	0.09	20.10	19.96	47.26	52.62	40.63	42.30	39.20	42.92
8.0	0.09	20.10	19.98	43.88	46.67	41.17	41.69	39.76	42.18
10.0	0.11	20.12	20.02	41.51	43.47	40.96	41.34	39.70	42.36
15.0	0.10	20.11	20.04	38.56	39.06	39.69	39.72	38.91	40.69
20.0	0.09	20.10	20.05	36.40	36.70	38.63	38.17	38.03	38.54
30.0	0.10	20.10	20.11	32.62	32.46	36.47	35.84	36.17	36.17
40.0	0.11	20.10	20.13	29.91	29.79	34.69	34.03	34.31	34.17
50.0	0.11	20.09	20.10	27.59	27.69	33.23	32.55	32.59	32.55
60.0	0.12	20.07	20.03	25.78	26.07	32.03	31.24	31.36	31.12

